

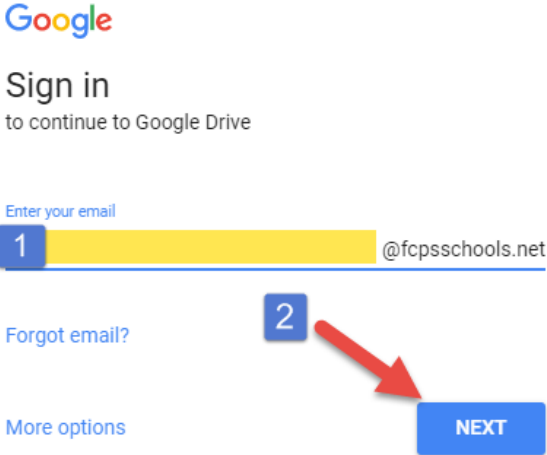
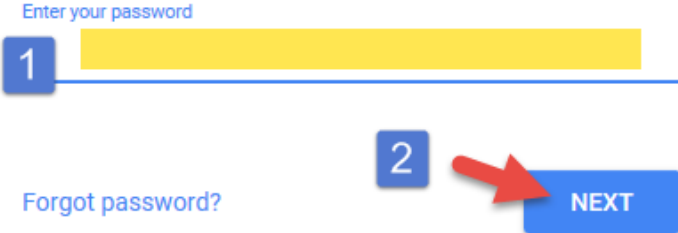



Logging-in: Google Suite

Step 1	Open Google Chrome or the Browser of your choice but Chrome works best.	
Step 2	Go to the Lemon Road Website Lemonroades.fcps.edu Click on Google Workspace in the top blue menu bar.	
Step 3	Enter your username (student ID) into the box Click Next	
Step 4	Enter your password	




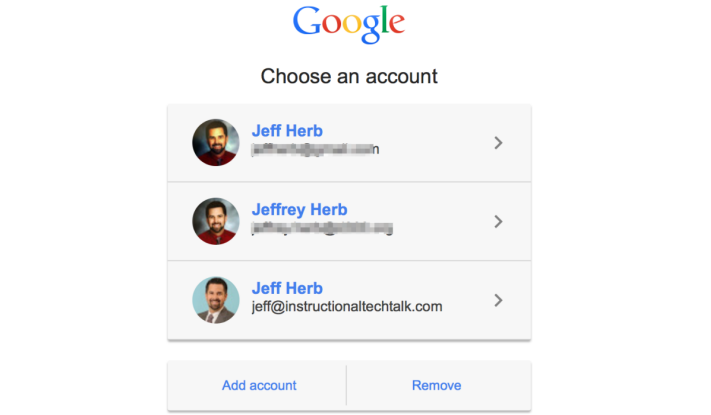
You can now log in with Google on any Lemon Road student link!



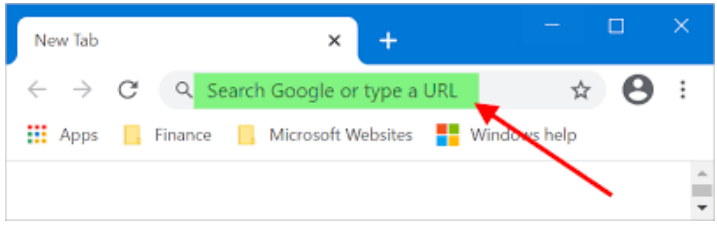

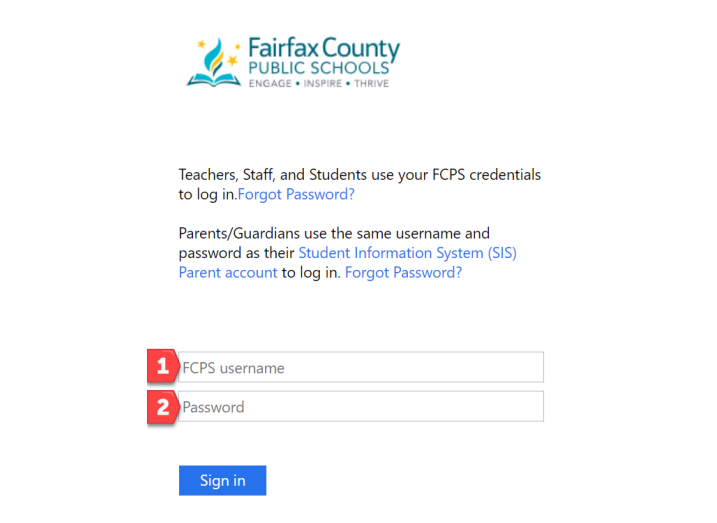
Logging in: Clever apps

Step 1	<p>After you have logged in to Google...</p> <p>Go to Lemon Road Student links by typing lemonroades.fcps.edu/student-links in to your URL bar</p>	
Step 2	<p>Click on Clever</p> 	
Step 3	<p>Log in with Google</p> <p><i>If you have not logged in yet, you will need to use your username (student ID) @fcpschools.net as your email address.</i></p> <p>Select your name (fcpschools.net account) from the list</p>	
<p>You can now access teacher pages, ST Math, Wixie, Lexia, and Gizmos!</p>		

Logging in: MyOn

<p>Step 1</p>	<p>After you have logged in to Google...</p> <p>Go to Lemon Road Student links by typing lemonroades.fcps.edu/student-links in to your URL bar</p>	
<p>Step 2</p>	<p>Click on MyOn</p>	
<p>Step 3</p>	<p>Select here to log in with Google</p>	
<p>Step 3</p>	<p>Select your name (fcpschools.net account) from the list</p> <p><i>If you have not logged in yet, you will need to use your username (student ID) @fcpschools.net as your email address.</i></p>	
<p style="text-align: center;">You can now access MyON!</p>		

Logging in: Schoology

Step 1	Go to Lemon Road Student links by typing lemonroades.fcps.edu/student-links in to your URL bar	 A screenshot of a web browser's address bar. The address bar contains the text "Search Google or type a URL". A red arrow points to the search bar area. Below the address bar, there are several tabs: "Apps", "Finance", "Microsoft Websites", and "Windows help".
Step 2	Click on Schoology	 The Schoology logo, which consists of a white letter 'S' inside a blue circle, with the word "schoology" in lowercase white letters below it.
Step 3	Log in with username (student ID) and password	 A screenshot of the login page for Fairfax County Public Schools. The page features the Fairfax County Public Schools logo at the top, which includes the text "Fairfax County PUBLIC SCHOOLS" and "ENGAGE • INSPIRE • THRIVE". Below the logo, there is a message: "Teachers, Staff, and Students use your FCPS credentials to log in. Forgot Password? " and "Parents/Guardians use the same username and password as their Student Information System (SIS) Parent account to log in. Forgot Password? ". At the bottom, there are two input fields: "1 FCPS username" and "2 Password", each with a red number in a box to its left. Below the input fields is a blue "Sign in" button.
You can now access Schoology!		