


Homeroom StreamIN/CheckIN

1. Find LRES Student Links on your school computer. It should be a picture of a Lemon Road Lion.



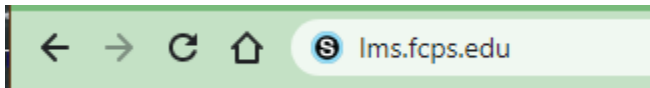
2. Click on the S for Schoology.



3. If you are on a home computer, open Chrome,



type lms.fcps.edu into the URL bar and press Enter on your keyboard.



4. Only student accounts can access Zoom. Students, you will use your normal username and password (the one you would use it to get into a school computer). Sometimes the “azauth.net” shows up before your student ID, that’s OK, you can still sign in! Click **Sign In** when you are ready.




Teachers, Staff, and Students use your FCPS credentials to log in. [Forgot Password?](#)

Parents/Guardians use the same username and password as their [Student Information System \(SIS\) Parent account](#) to log in. [Forgot Password?](#)


azauth.net\jhargodale ← Student ID
..... ← Password

Sign in

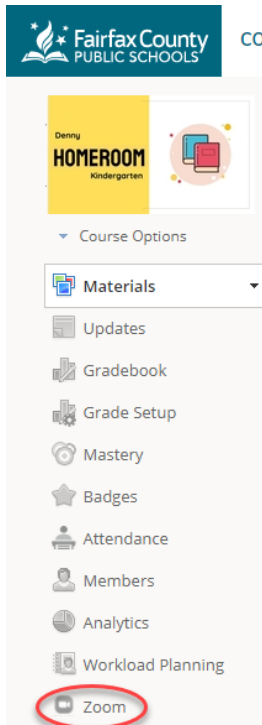
5. Click **Courses** or **Course Dashboard**.



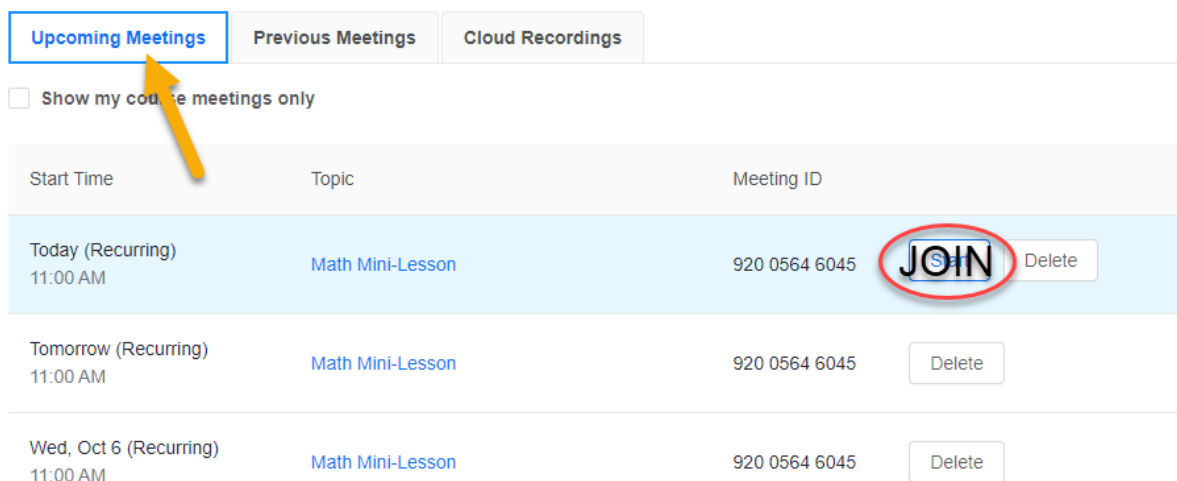
6. Find your *Homeroom Course* and click on it. It's usually yellow or a bitmoji classroom. Here is an example:



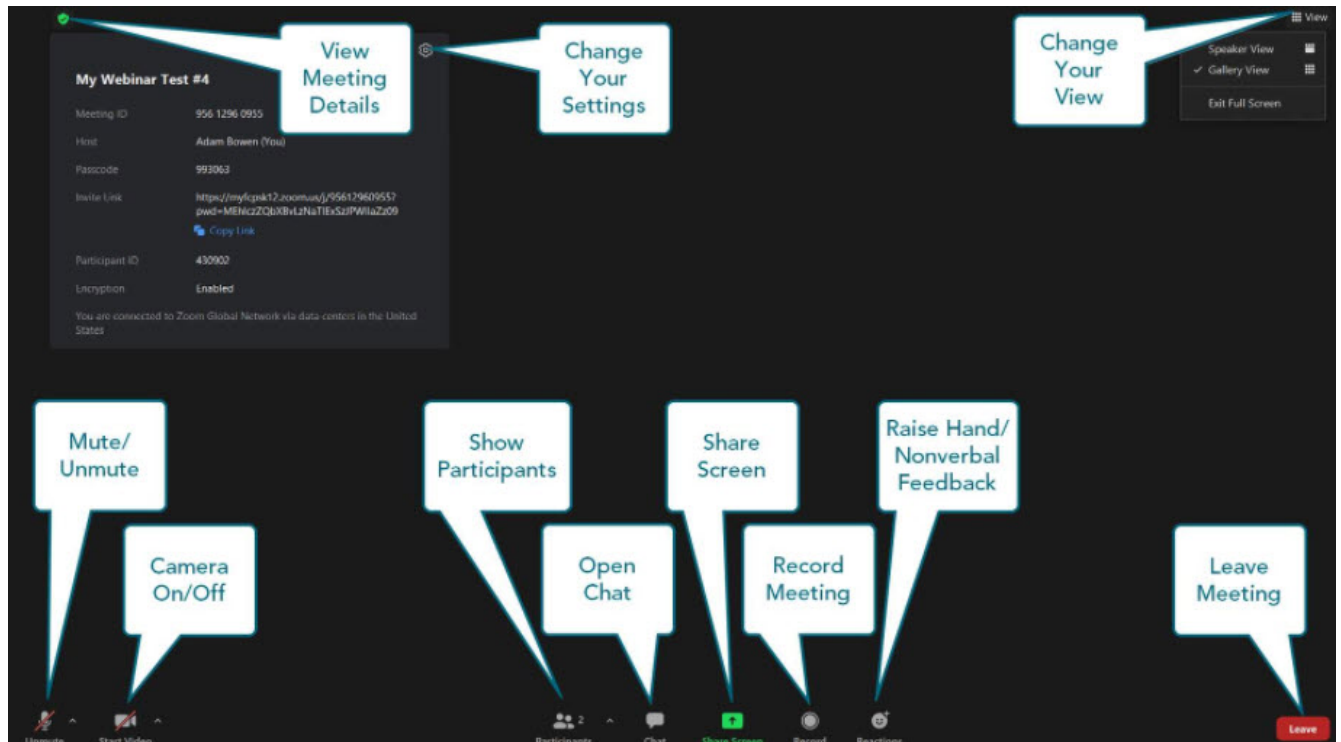
7. Zoom is on the left hand menu toward the bottom. Click on it!



8. A list of meetings should show up under *Upcoming Meetings*. When you are ready to join your StreamIN or CheckIN, you will click the **Join** button. You may have to click **Approve, Join Meeting**, or click a checkbox in a popup that asks if you will allow Zoom to open.



9. Zoom Meeting Tools



Other CheckIN

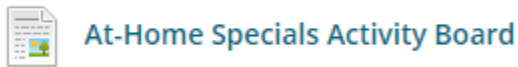
1. Follow steps 1 - 5 above.
2. When you click on **Courses** or **Course Dashboard**, look for the “All Students” course.



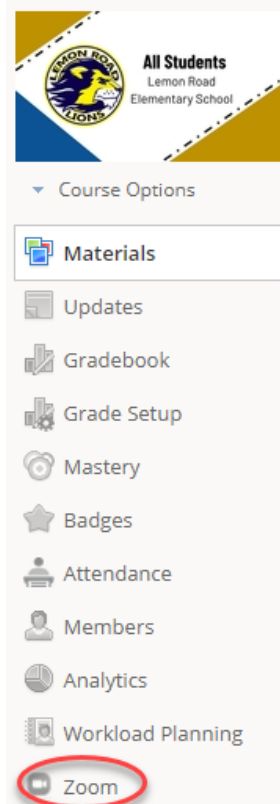
3. Select the **All Students** course.



4. This is another place to find the Asynchronous Specials Activity Board.



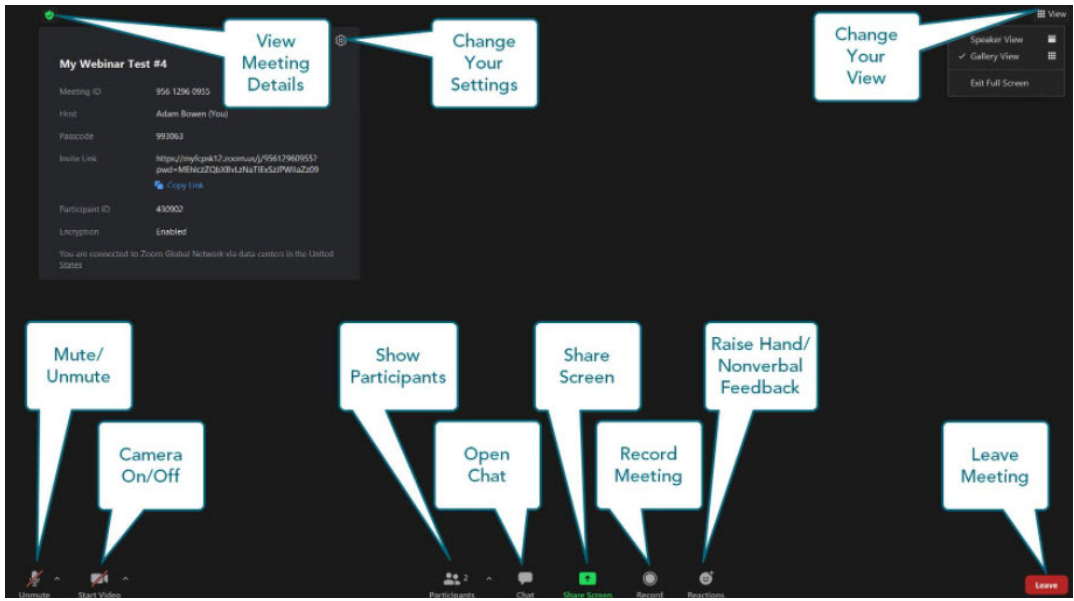
5. To access Ms. Kang for your CheckIN, find and click the **Zoom** button on the left-hand menu.



6. She usually has two CheckIN times available - 8:00am and 2:30pm. Click **Join** next to the time you are logging in. You may have to click **Approve, Join Meeting**, or click a checkbox in a popup that asks if you will allow Zoom to open.

Fri, Oct 8 (Recurring) 8:00 AM	All Students: Lemon Road Elementary School Host Hyewon Kang	929 7529 9747	Join
Fri, Oct 8 (Recurring) 2:30 PM	All Students: Lemon Road Elementary School Host Hyewon Kang	972 8129 2491	Join

7. Once you are let in, the tools are the same as before.



Asynchronous Work

1. In your Homeroom Schoology course, check for a folder that says **Home**. They are usually green.



2. In your purple specials folder, there will be an Asynchronous Specials choice board, too!



3. If you can't see links or assignments...
 - a. Make sure you are signed in with your student ID and password - not a parent's username and password.
 - b. Make sure you are logged in to Google Workspace.
 - i. Go to drive.google.com - if you see your files, you are logged in.
 - ii. If you don't see your files, log in with your student ID @fcpspschools.net (this is your student email) and your normal password.